

Seminário New Deal - Innovation

Apresentação de Wenche Dramstad



FUNDAÇÃO
CALOUSTE GULBENKIAN
CIDADANIA ATIVA



New Deal - Innovation





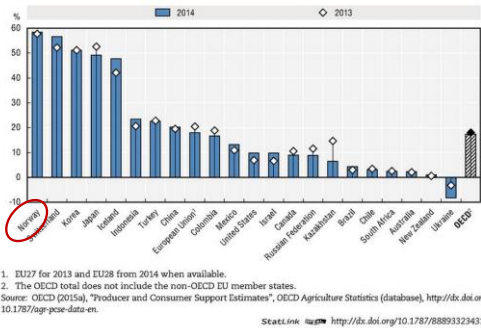

NORWEGIAN AGRICULTURE – INNOVATIONS OR TRADITIONS – OR BOTH?
 Wenche Dramstad



THIS PRESENTATION

1. The Norwegian subsidies to agriculture
 1. In international context
 2. Aims
 3. Examples
2. Pluriactivity or diversification
3. Driving forces
 1. The Norwegian Ministry of Food and Agriculture
 2. Innovation Norway
 3. Regional funds
4. Some examples

Figure 1.7. **Producer Support Estimate by country, 2013 and 2014**
Percentage of gross farm receipts



PRODUCTION SUBSIDIES

Aim: «contribute to an active and sustainable agriculture within the overall objectives decided by the Government»

Subsidy per animal or per unit of area. Includes:

- Land use
- Cultural landscape management
- Husbandry
- Grazing
- Outfield grazing
- Milk production
- Organic agriculture
- Conservation of old breeds of cattle
- ...and some more...




Han får tre millioner i jordbruksstøtte
Dette får bondene i din kommune - sjekk hele listen

He receives 3 million NOK in agricultural subsidies

Source: Helsegen Rindstad er stygje leder i det foretaket som får høyt jordbruksstøtte. Foto: Espen Tom Ness, NTB

Nasjonalt miljøprogram			
Programmet gir prinsippene som skal gjelde for den nasjonale miljøsetningen i landbruket og gi mer spesifikke rammer for de regionale miljøprogrammene			
Nasjonalt	Regionalt	Kommunalt	Hvert foretak
Arbeid- og kulturlandbruksstøtte	Regionale miljøstøtte (RMP)	Spesielle miljøstøtte i jordbruket (SMIL)	Bondens miljøplan
Tilskudd til dyr på beite	Kulturlandskap	Kulturlandskap	
Tilskudd til bevaringsverdige stoffer	Biolagte utvalg	Fattigvern	
Tilskudd til økologisk landbruk	Kulturminner og kulturlandskap	Planlegging og utførelse	
Informasjon og utviklingsprosjekt, miljø og klima	Ungt utvalg og tilskudd		
Miljørettet støtte til produksjonsstøtte	Arbeid og utvalg		
Verdiansvarstøtte	Planlegging og utførelse		
Utvalg for kulturlandskap i jordbruket	Tilskudd til kulturlandskap og kulturlandskapsarbeid		
Tilskudd til produksjonsstøtte			
Tilskudd til utvalg naturstøtte			
Tilskudd til kulturlandskapstøtte			
Tilskudd til kulturlandskapstøtte			

ENVIRONMENTAL SUBSIDIES



ENVIRONMENTAL EFFORTS

The main aims for the environmental efforts are:

- Increased precision in the environmental efforts in agriculture
- Improved visualisation of the total environmental effort in agriculture
- Contribute to an increased acceptance of this effort regionally and locally

Three main parts:

- National environmental programme
- Regional environmental programme
- Funds on municipal level («Landbrukets utviklingsfond»)



ORGANISATION OF REGIONAL LEVEL AGRI-ENVIRONMENT MEASURES

Seven main themes

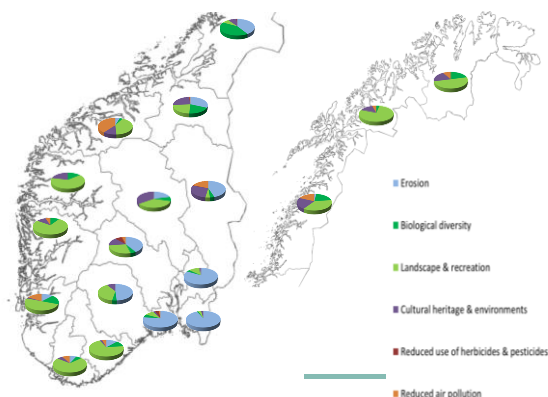
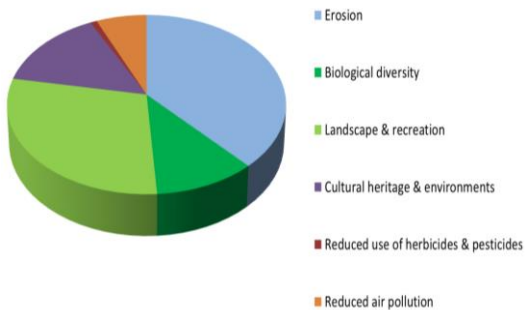
- Cultural landscapes
- Erosion – coast and inland waters
- Biological diversity
- Cultural heritage and cultural environments
- Recreation and accessibility
- Herbicides and pesticides
- Air pollution



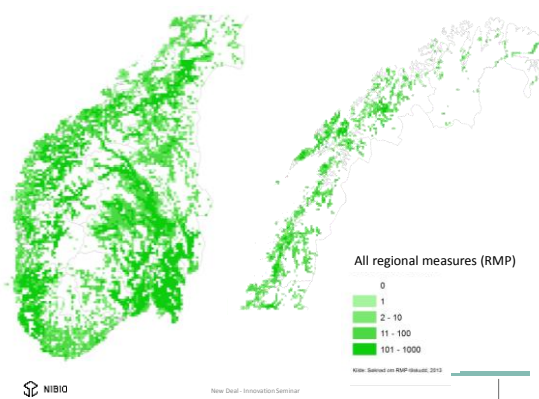
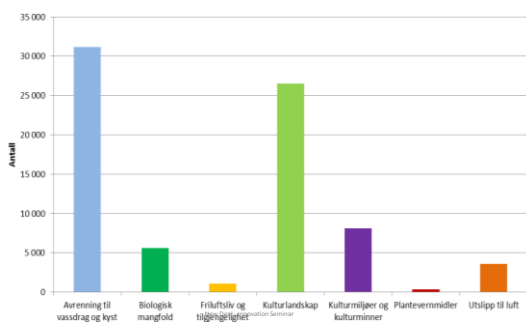
In 2013, a total of 76 386 activities supported



MONEY BY THEME (AVERAGE)

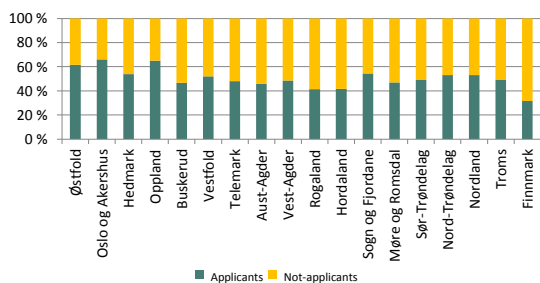


NUMBER OF MEASURES PER THEME





APPLICANTS – NOT-APPLICANTS PER COUNTY



New Deal - Innovation Seminar

WHO APPLIES – WHO DOES NOT APPLY

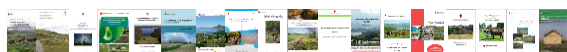
Averages:	Applicants	Not-applicants
Sum area	27.9 ha	17.0 ha
Grazing represents	4.3 ha	2.6 ha
Cereal and similar crops	9.68 ha	3.68 ha
All cattle	21.8 cattle	17.8 cattle
Sheep & lambs	63.6 animals	40.9 animals
Applicants	22 347 farms	
Not-applicants		20 663 farms



New Deal - Innovation Seminar

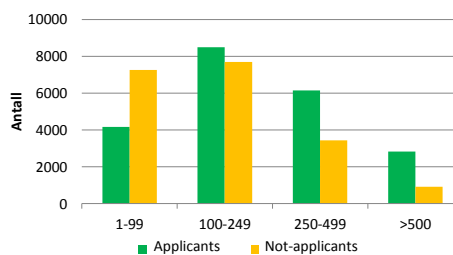
WHO APPLIES – WHO DOES NOT APPLY

- Average statistics demonstrate that applicants tends to be larger than not-applicants
- But larger farms has a larger probability for their farm to contain areas entitled to subsidies, e.g. areas along waterways/rivers, cultural heritage, etc.
- Have to look at comparable groups to be able to say anything about the differences between large and small farms



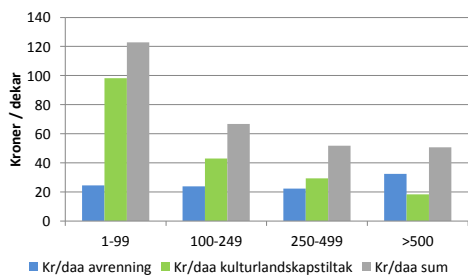
New Deal - Innovation Seminar

WHO APPLIES – WHO DOES NOT APPLY



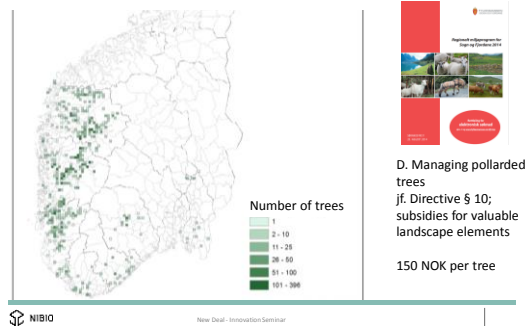
New Deal - Innovation Seminar

NOK PER DEKAR BY FARM SIZE



New Deal - Innovation Seminar

AN EXAMPLE: POLLARDED TREES



New Deal - Innovation Seminar



POLLARDING OF TREES

Traditional harvesting of winter fodder for animals



Photo: A. B. Wiise, ©Norsk folkemuseum.



Photo: Leif Mowbray




Photo: Leif Mowbray

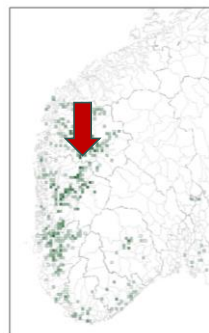


Photo: Mowbray



Photo: Mowbray

DIVERSIFICATION - PLURIACTIVITY

- Farm diversification: The cration of any gainful activities that do not comprise any farm work but are directly related to the holding, i.e. Use its resources or products, and have an economic impact on the holding.
 - Other gainful activity at the level of the holding
- Pluriactivity: carrying out any activity other than farm work for remuneration, be it on the holding itself or on another holding, or as employee in a non-agricultural enterprise
 - Other gainful activity at the level of the farmer

SOME NUMBERS (2008)

- More than one third of EU27 family farmers (36.4 %) carry out another gainful activity (from 17.1 % in Belgium to 74.4 % in Slovenia, Portugal 25.9 %)
- 12 % of EU27 holdings have set up diversification activities on their own farm
- Pluriactivity mainly a feature of small farms
- Diversification occur more frequently on large holdings

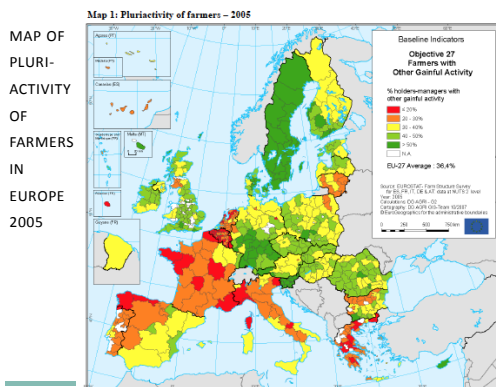


IN EUROPE: SOME FIGURES (2008)

- Type of farming influences choice (husbandry - not)
- Location influences choices; farms in predominantly urban areas have more employment opportunities as well as better outlets for diversification activities. 37.5 % of farmers in predominantly urban regions are pluriactive, compared to 34.8 % in predominantly rural regions.
- Older farmers less pluriactive than younger ones



Opportunity - Time



DIVERSIFICATION IN EUROPE

Diversified farms tend to implement more than one diversification activity at once – the average of activities by farms is 1.2 at EU27 level.

- Transformation of agricultural products (56 % of holdings)
- Contractual work (11.3 % of holdings)
- Farm tourism (4 % of holdings EU12, 20 % in EU15)



National "specialities":

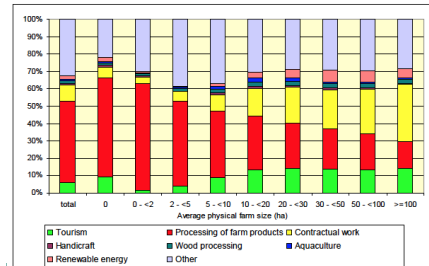
Aquaculture (Poland 10 %)

Renewable energy (Luxembourg 52.8 %, Hungary 38.3 %)

Wood processing & handicrafts (27.1 % & 11.2 % Estonia)

TYPES OF DIVERSIFICATIONS INFLUENCED BY SIZE

Frequency of the types of diversification activities according to the physical size of the farm (ha) – EU-27 - 2005



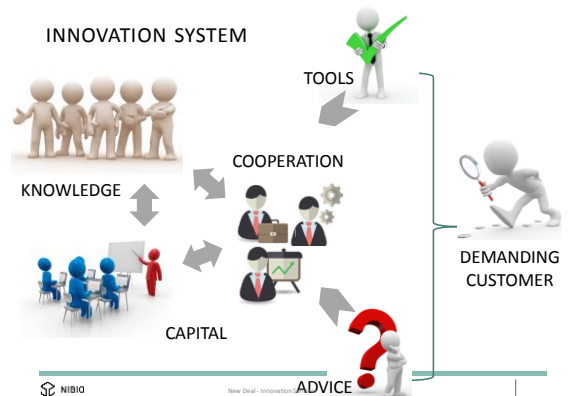
Source: Eurostat – Farm Structure Survey

IN NORWAY: "AGRICULTURE PLUS"

- Parliamentary White Paper 31 (2014 - 2015) The Farm as a resource - The market as a goal - Growth and entrepreneurship in agriculture based industry
- Policies that stimulate growth and entrepreneurship in agriculture based industry should enhance growth and development independent of farm size.



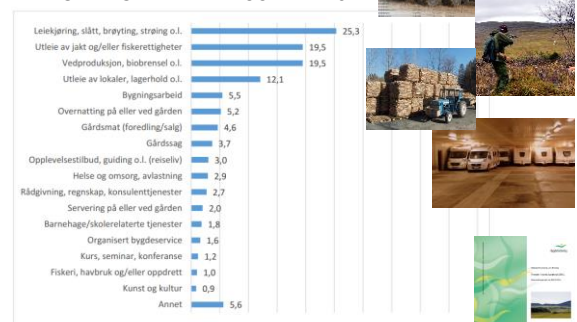
INNOVATION SYSTEM



TRENDS AND DEVELOPMENT IN NORWAY

- Continued farming requires an economy that provides the household a satisfactory consumption level.
- One trend is that farmers earn less and less from farming, but maintain a household income through off farm employment and other income sources.
- This is the reality despite the structural rationalization and larger farm units.
- 52 percent of farmers report that they are engaged in one or more additional activities based on farm resources.
- This proportion has been stable over many years.
- Farmers with agricultural education and those who have larger farms do more often operate additional businesses.

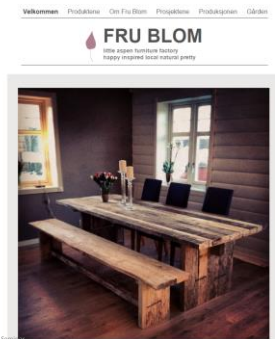
NORWEGIAN TREND SURVEY 2014



Proportion with different forms of other income: N=1753

NATIONAL AND REGIONAL LEVEL

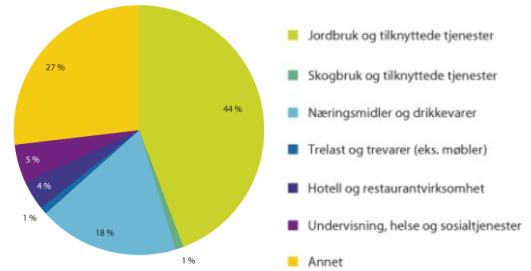
- National level: Innovation Norge provides money for investment in agriculture and other activities on the farm.
- Regional funds: County governors office responsible
- Allocation of funds based on regional strategies for business development and innovation
- Possible investments can be buildings (new or changes), permanent facilities and accompanying production equipment.



NIBIO

New Deal - Innovation Seminar

TYPES OF ACTIVITIES FUNDED



NIBIO

New Deal - Innovation Seminar

INNOVATION NORWAY



Our programmes and services are intended to create more successful entrepreneurs, more enterprises with capacity for growth and more innovative business clusters.

Innovation Norway is the Norwegian Government's most important instrument for innovation and development of Norwegian enterprises and industry.

We support companies in developing their competitive advantage and to enhance innovation.

NIBIO

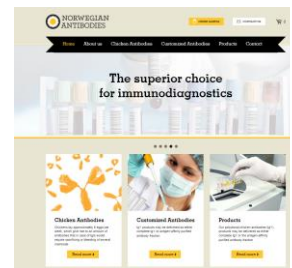
New Deal - Innovation Seminar

APPROVED APPLICATIONS

Approved 1 308 applications in 2014.

Totalling an amount of ca 508 mill. NOK.

County Governors Office approved a total of 72,3 mill. NOK in 2014 (BU-midler) supporting 642 research- and preparation efforts.



NIBIO

New Deal - Innovation Seminar

NORWEGIAN FOODPRINTS



Visit Norway - nearby



Visit Norway - nearby is a free app for iPhone and Android phones that shows thousands of opportunities for those who are traveling in Norway.

The focus of the application is "nearby", in fact, relevant activities, events, attractions, dining and accommodation where you are. Which restaurant is the closest? Where can I go kayaking? Starters on a Boat?

The application can also be used for pre-trip planning.

Eating out with the Norwegian Foodprints quality stamp are also featured in the application. Here you choose serving home-made food, based on Norwegian ingredients and local identity.

Download the app

- iPhone: Download the app for iOS
- Android: Download the app for Android



NIBIO

New Deal - Innovation Seminar

AND THE WINNER IS (COUNTY LEVEL)

